

**easy detect**

Fire Security Products

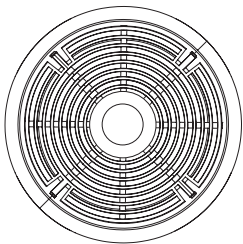
Ref. 553200050
250703**EN**

Quick guide

Conventional flash sounder

1. Introduction

The flash sounder provides the fire detection system with a configurable audible signal and synchronised flashing.



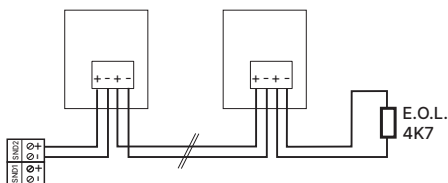
Conventional flash sounder DSF2000-RR

The supplied sounders are red.

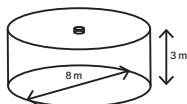
2. Installation

Sounders should be installed in a way that ensures that the audible and visual signals cover the whole zone being protected.

Flash sounder wiring

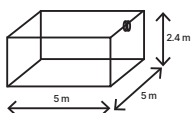


Installation tips for sounders

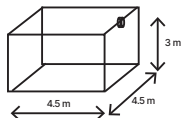


Flash coverage for ceiling

C-3-8



W-2,4-5



W-3,4-5

Flash coverage for wall

3. Testing and maintenance

Sounder maintenance consists of performing a visual inspection of its condition and a functional test.

In order to maintain their technical properties, sounders must be kept free of dust and dirt.



Do not dismantle the inside of the sounder.

4. Technical characteristics

Sound types.

SW1			Sound name	Sound type	Power	Power sound @1m	Consum. 24V DC	Certif. EN54-3
1	2	3						
ON	ON	ON	440Hz (0,4s)/ 554Hz (0,1s)	French	Low	87 dB	25 mA	Yes
OFF	ON	ON			High	96 dB	32 mA	Yes
ON	OFF	ON	800Hz (0,25s)/ 554Hz (0,1s)	English	Low	96 dB	26 mA	Yes
OFF	OFF	ON			High	104 dB	35 mA	Yes
ON	ON	OFF	800Hz continuo		Low		25 mA	No
OFF	ON	OFF			High		35 mA	No
ON	OFF	OFF		Dutch	Low		25 mA	No
OFF	OFF	OFF			High		35 mA	No

Flash sounder	Working voltage: Consumption during alarm: Type: Category:	16 to 58 Vdc <35 mA @24V (according tone) A= INDOOR USE C-3-8 W-2,4-5 W-3-4,5
Environment	Working temperature: Relative humidity: IP rating:	From -10°C to 55°C 90% non-condensing IP21C
Physical characteristics	Dimensions: Material:	Ø 109 x 84 mm. ABS 5VB/PC
Certification	EN 54-3 / EN 54-23	

For detailed characteristics, scan the following QR code.

