



**easy detect**  
Fire Security Products

Ref. 553100001  
250703

**EN**  
Quick guide

## Conventional detectors

### 1. Introduction



Thermovelocimetric  
DETE-110



Thermal 78°  
DETE-115



Optical  
DOE-120

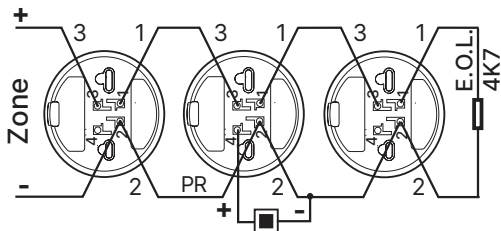


Optical/thermal  
DOTE-130

Each sensor has a 360° visible LED and it is possible to connect a remote indicator.

### 2. Installation

Although the detectors are not polarity-sensitive, you should follow the diagram below:



⚠ If a remote indicator is installed, it is essential that the polarity is observed.

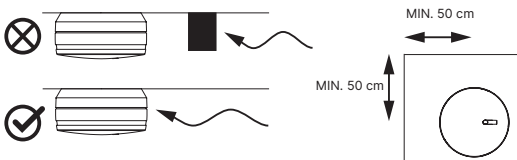
#### Detector installation tips

It is recommended to use twisted pair and shielded cables with a 1.5 mm<sup>2</sup> cross-section.

Conventional range	Protected area	Maximum installation height
Thermovelocimetric	20/30 m <sup>2</sup>	7.5 m
Thermal 78°		
Optical		
Optical/thermal	60/80 m <sup>2</sup>	12 m

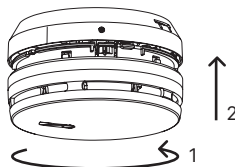
The protective covers are used to protect the detector during installation and must be removed when the system is switched on.

It must be installed in accordance with current regulations and legislation.

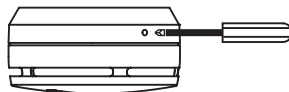
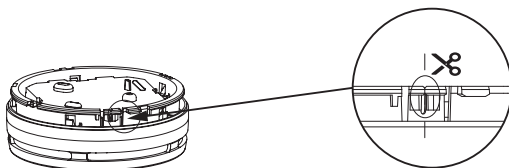


⚠ Avoid installing detectors close to elements that may obstruct the flow of smoke.

### Extraction locking system



To lock the detector and prevent its removal, cut around the marked area.



To unlock the detector, insert a tool in the hole in the base and apply pressure.

### 3. Testing and maintenance

Detectors must be tested after installation and periodically maintained in accordance with the current regulations and legislation.

If any detector is activated, check for environmental causes (dust, vapour, draughts, etc.).

In order to maintain their technical properties, detectors must be kept free of dust and dirt.



Do not dismantle the inside of the detector casing.

### 4. Technical characteristics

Detector	Working voltage: 17 to 25 VDC Consumption on standby: <300 µA Consumption during alarm: <11 mA
Environment	Working temperature: From -10°C to 70°C Relative humidity: 95% non-condensing IP rating: IP40
Physical characteristics	Dimensions: Optical mod. ø104x52mm. Thermal /Thermovel. mod. ø104x60 mm. Material: ABS
Certification	DTE-110 / DTE-115: EN54-5 DOE-120: EN 54-7 DOTE-130: EN54-7 / EN-54-5

For detailed characteristics, scan the following QR code.

